

Serial Communication Experts

SystemBase!



USB Device

Bus-Based Device Connectivity

Serial Port

- Multi-1/USB 5-1
- Multi-2/USB.....5-3
- Multi-4/USB.....5-5
- Multi-4U.....5-7
- Multi-8U.....5-9

Industrial USB Hub

- uGate-400H5-11
- uGate-401F 5-13
- uGate-700H..... 5-15
- uGate-701F 5-17

CAN Frame Analyzer

- uCAN 5-19



Multi-1/USB



» Features

- 1 Port USB to Serial Converter
- Supports USB 2.0 Full-Speed
- RS-232 or RS-422/485(Combo) Interface: 1 port
- Maximum Communication Speed: 921.6Kbps
- Display Communication Status through TX/ RX LED
- Auto Toggling: Automatic control I/O of the Bus for RS-422/485
- Slew-rate Limit Control
- 15KV Surge Protection

Overview

Easily and quickly add additional serial ports to your system through the USB port. The Multi-1/USB delivers maximum performance up to 921.6Kbps. It has all the necessary components for the serial communication that the developers do not require additional components to design the product. The USB to Serial Multi-ports support most Windows and Linux operating systems and include 15,000 volt surge suppression eliminating blown ports. There are RS232 and RS422/485 (Combo) models with DE-09 connector. Simply plug in the USB connector and you have a COM port to connect modems, printers, bar-code scanners or other any serial devices

Auto Toggling

The Multi-1/USB has a built-in hardware feature that performs automatic toggling to prevent devices from sending data at the same time causing a crash. This operation is crucial when multiple devices are connected to prevent electrical collisions that lead to errors and unstable communication.

Slew-Rate Limit Control

The Multi-1/USB is equipped with Slew Rate limit control for RS422/485 interface and when enabled it minimizes EMI emissions which may cause data transmission errors. When Slew Rate is used maximum communication speed is 250Kbps. This function is recommended in many medical applications.

Specification

USB Bus Interface

Specification	USB Specification Rev. 2.0 Full-Speed
---------------	---------------------------------------

Serial

Interface	RS232, RS422/485 (Combo)
Number of Ports	1
Maximum Speed	921.6Kbps
Signal Lines	RS232: TXD, RXD, DTR, DSR, RTS, CTS, DCD, GND, RI RS422: TXD+, TXD-, RXD+, RXD- RS485: TRXD+, TRXD-
Surge Protection	Built-in ESD Protection: ±15KV
Flow Control	RTS/CTS, XON/XOFF
Data Crash Prevention	Auto Toggling

Hardware

Controller	FT232R
Connector	DE-09P (DB9 Male)

Software

Supported OS	Windows XP / 2003 / Vista / 2008 / 7 / 8 / 2012 (32/64 bit), Linux
Utility	TestView

Operating Environment

Operating Temperature	0 ~ 50 °C
Storing Temperature	-20 ~ 70 °C
Humidity	5 ~ 95% Non-Condensing

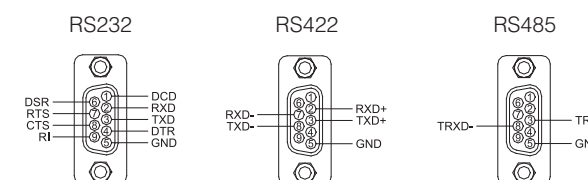
Certifications

KC, CE, FCC

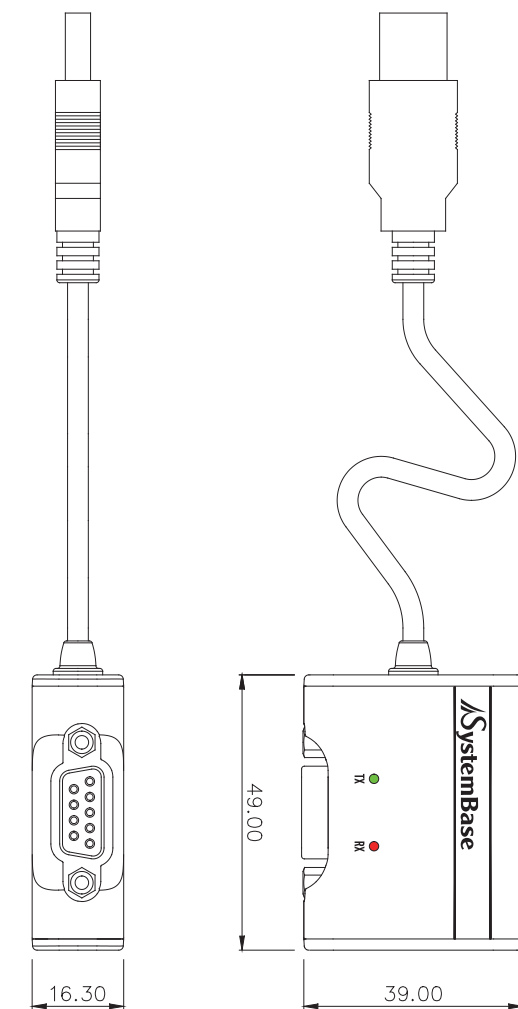
Ordering Information

Multi-014D9MC/ 232	Multi-1/USB RS232, Driver and Manual CD
Multi-014D9MC/Combo	Multi-1/USB Combo(RS422/RS485), Driver and Manual CD

Pin Assignment



Dimension



unit : mm

Sales : marketing@sysbas.com
 Technical Support : www.solvline.com

Multi-2/USB



» Features

- 2 Ports USB to Serial Converter
- Supports USB 2.0 High-Speed
- RS-232 or RS-422/485(Combo) Interface: 2 ports
- Maximum Communication Speed: 921.6Kbps
- Display Communication Status through TX/ RX LED
- Auto Toggling: Automatic control I/O of the Bus for RS-422/485
- Slew-rate Limit Control
- 15KV Surge Protection

Overview

Easily and quickly add additional serial ports to your system through the USB port. The Multi-2/USB delivers maximum performance up to 921.6Kbps. It has all the necessary components for the serial communication that the developers do not require additional components to design the product. The USB to Serial Multi-ports support most Windows and Linux operating systems and include 15,000 volt surge suppression eliminating blown ports. There are RS232 and RS422/485 (Combo) models with DE-09 connectors. Simply plug in the USB connector and you have a COM port to connect modems, printers, bar-code scanners or other any serial devices

Auto Toggling

The Multi-2/USB has a built-in hardware feature that performs automatic toggling to prevent devices from sending data at the same time causing a crash. This operation is crucial when multiple devices are connected to prevent electrical collisions that lead to errors and unstable communication.

Slew-Rate Limit Control

The Multi-2/USB is equipped with Slew Rate limit control for RS422/485 interface and when enabled it minimizes EMI emissions which may cause data transmission errors. When Slew Rate is used maximum communication speed is 250Kbps. This function is recommended in many medical applications.

Specification

USB Bus Interface

Specification	USB Specification Rev. 2.0 High-Speed
---------------	---------------------------------------

Serial

Interface	RS232, RS422/485 (Combo)
Number of Ports	2
Maximum Speed	921.6Kbps
Signal Lines	RS232: TXD, RXD, DTR, DSR, RTS, CTS, DCD, GND, RI RS422: TXD+, TXD-, RXD+, RXD- RS485: TRXD+, TRXD-
Surge Protection	Built-in ESD Protection: ±15KV
Flow Control	RTS/CTS, XON/XOFF
Data Crash Prevention	Auto Toggling

Hardware

Controller	FT2232H
Connector	DE-09P (DB9 Male)

Software

Supported OS	Windows XP / 2003 / Vista / 2008 / 7 / 8 / 2012 (32/64 bit), Linux
Utility	TestView

Operating Environment

Operating Temperature	0 ~ 50 °C
Storing Temperature	-20 ~ 70 °C
Humidity	5 ~ 95% Non-Condensing

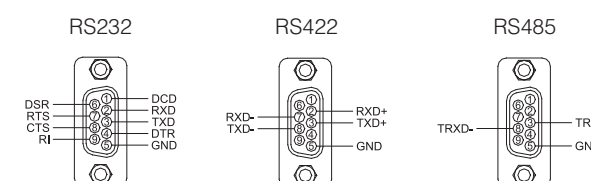
Certifications

KC, CE, FCC

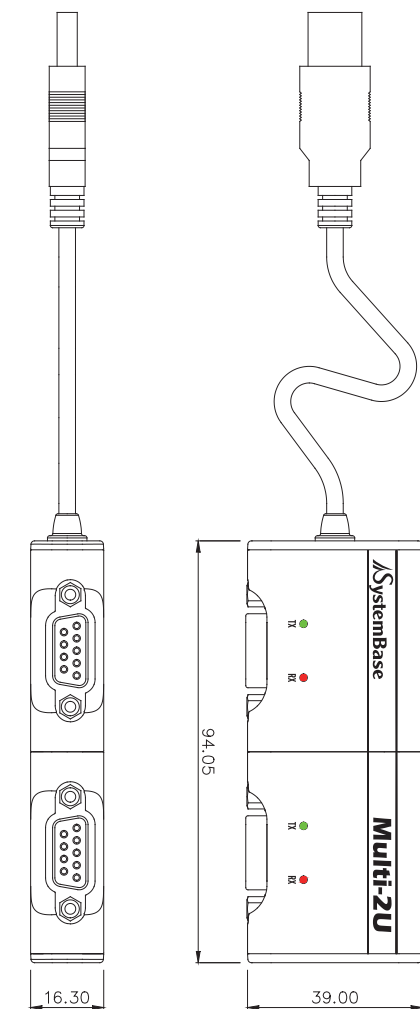
Ordering Information

Multi-024D9MC/232	Multi-2/USB RS232, Driver and Manual CD
Multi-024D9MC/Combo	Multi-2/USB Combo(RS422/RS485), Driver and Manual CD

Pin Assignment




Dimension



unit : mm

Sales : marketing@sysbas.com
 Technical Support : www.solvlne.com

Multi-4/USB



» Features

- 4 Ports USB to Serial Converter
- Supports USB 2.0 High-Speed
- RS-232 or RS-422/485(Combo) Interface: 4 ports
- Maximum Communication Speed: 921.6Kbps
- Display Communication Status through TX/ RX LED
- Auto Toggling: Automatic control I/O of the Bus for RS-422/485
- Slew-rate Limit Control
- 15KV Surge Protection

Overview

Easily and quickly add additional serial ports to your system through the USB port. The Multi-4/USB delivers maximum performance up to 921.6Kbps. It has all the necessary components for the serial communication that the developers do not require additional components to design the product. The USB to Serial Multi-ports support most Windows and Linux operating systems and include 15,000 volt surge suppression eliminating blown ports. There are RS232 and RS422/485 (Combo) models with DE-09 connectors. Simply plug in the USB connector and you have a COM port to connect modems, printers, bar-code scanners or other any serial devices

Auto Toggling

The Multi-4/USB has a built-in hardware feature that performs automatic toggling to prevent devices from sending data at the same time causing a crash. This operation is crucial when multiple devices are connected to prevent electrical collisions that lead to errors and unstable communication.

Slew-Rate Limit Control

The Multi-4/USB is equipped with Slew Rate limit control for RS422/485 interface and when enabled it minimizes EMI emissions which may cause data transmission errors. When Slew Rate is used maximum communication speed is 250Kbps. This function is recommended in many medical applications.

Specification

USB Bus Interface

Specification	USB Specification Rev. 2.0 High-Speed
---------------	---------------------------------------

Serial

Interface	RS232, RS422/485 (Combo)
Number of Ports	4
Maximum Speed	921.6Kbps
Signal Lines	RS232: TXD, RXD, DTR, DSR, RTS, CTS, DCD, GND, RI RS422: TXD+, TXD-, RXD+, RXD- RS485: TRXD+, TRXD-
Surge Protection	Built-in ESD Protection: ±15KV
Flow Control	RTS/CTS, XON/XOFF
Data Crash Prevention	Auto Toggling

Hardware

Controller	FT4232H
Connector	DE-09P (DB9 Male)

Software

Supported OS	Windows XP / 2003 / Vista / 2008 / 7 / 8 / 2012 (32/64 bit), Linux
Utility	TestView

Operating Environment

Operating Temperature	0 ~ 50 °C
Storing Temperature	-20 ~ 70 °C
Humidity	5 ~ 95% Non-Condensing

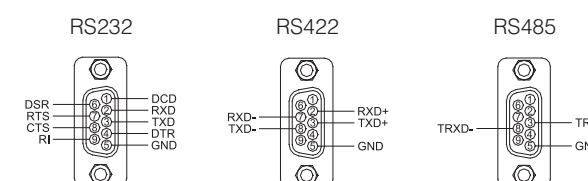
Certifications

KC, CE, FCC

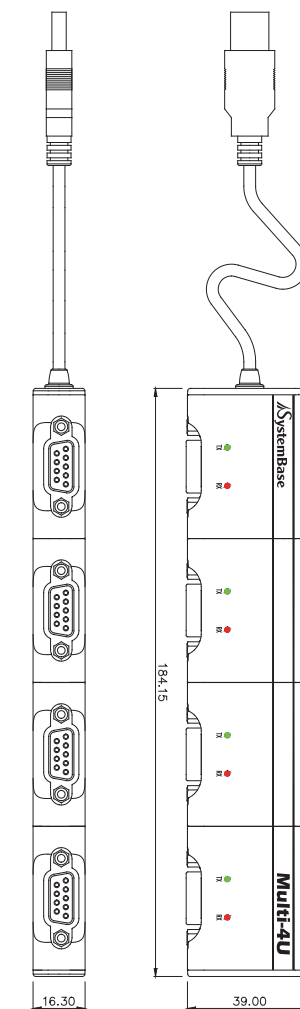
Ordering Information

Multi-044D9MC/232	Multi-4/USB RS232, Driver and Manual CD
Multi-044D9MC/Combo	Multi-4/USB Combo(RS422/RS485), Driver and Manual CD

Pin Assignment



Dimension



unit : mm

Sales : marketing@sysbas.com
 Technical Support : www.solvline.com

Multi-4U



» Features

- 4 Ports USB to Serial Converter
- Supports USB 2.0 High-Speed
- RS-232 or RS-422/485(Combo) Interface: 4 ports
- Maximum Communication Speed: 921.6Kbps
- Display Communication Status through TX/ RX LED
- Auto Toggling: Automatic control I/O of the Bus for RS-422/485
- Slew-rate Limit Control
- 15KV Surge Protection

Multi-4U

Overview

Easily and quickly add additional serial ports to your system through the USB port. The Multi-4/U delivers maximum performance up to 921.6Kbps. It has all the necessary components for the serial communication that the developers do not require additional components to design the product. The USB to Serial Multi-ports support most Windows and Linux operating systems and include 15,000 volt surge suppression eliminating blown ports. There are RS232 and RS422/485 (Combo) models with DE-09 connectors. Simply plug in the USB connector and you have a COM port to connect modems, printers, bar-code scanners or other any serial devices

Power Supply through Pin #9

The Multi-4/U is designed to supply 5 or 12 volt power through pin #9 to power the external device. This function is ideal for connecting low power device such as barcode readers or POS printers, eliminating the need for an external power supply.

Auto Toggling

The Multi-4/U has a built-in hardware feature that performs automatic toggling to prevent devices from sending data at the same time causing a crash. This operation is crucial when multiple devices are connected to prevent electrical collisions that lead to errors and unstable communication.

Slew-Rate Limit Control

The Multi-4/U is equipped with Slew Rate limit control for RS422/485 interface and when enabled it minimizes EMI emissions which may cause data transmission errors. When Slew Rate is used maximum communication speed is 250Kbps. This function is recommended in many medical applications.

Specification

USB Bus Interface

Specification	USB Specification Rev. 2.0 High-Speed
---------------	---------------------------------------

Serial

Interface	RS232, RS422/485 (Combo)
Number of Ports	4
Maximum Speed	921.6Kbps
Signal Lines	RS232: TXD, RXD, DTR, DSR, RTS, CTS, DCD, GND, RI (5V or 12V) RS422: TXD+, TXD-, RXD+, RXD- RS485: TRXD+, TRXD-
Surge Protection	Built-in ESD Protection: ±15KV
Flow Control	RTS/CTS, XON/XOFF
Data Crash Prevention	Auto Toggling

Hardware

Controller	FT4232H
Connector	DE-09P or DE-09S (DB9 Male or Female)

Software

Supported OS	Windows XP / 2003 / Vista / 2008 / 7 / 8 / 2012 (32/64 bit), Linux
Utility	TestView

Operating Environment

Operating Temperature	0 ~ 50 °C
Storing Temperature	-20 ~ 70 °C
Humidity	5 ~ 95% Non-Condensing

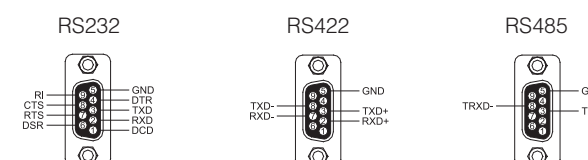
Certifications

KC, CE, FCC

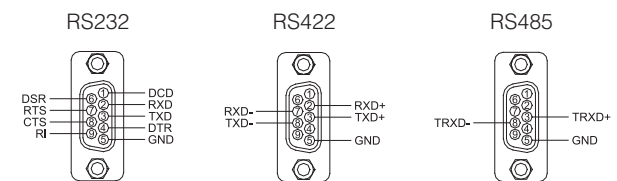
Ordering Information

Multi-044P9MC/232	Multi-4/U DE-09P (DB9 Male) RS232, Driver and Manual CD
Multi-044P9MC/Combo	Multi-4/U DE-09P (DB9 Male) Combo(RS422/RS485), Driver and Manual CD
Multi-044P9FC/232	Multi-4/U DE-09S (DB9 Female) RS232, Driver and Manual CD
Multi-044P9FC/Combo	Multi-4/U DE-09S (DB9 Female) Combo(RS422/RS485), Driver and Manual CD

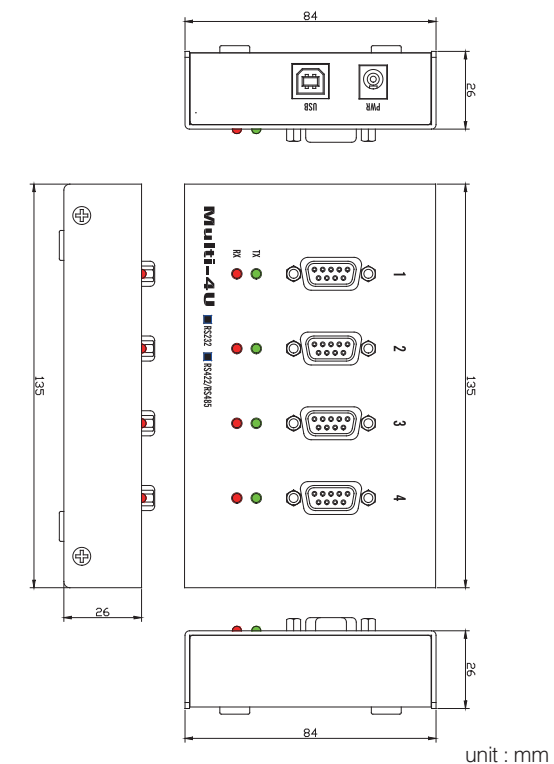
Pin Assignment(DE9 Female)



Pin Assignment(DE9 Male)



Dimension



Sales : marketing@sysbas.com
 Technical Support : www.solvlive.com

Multi-8U



» Features

- 8 Ports USB to Serial Converter
- Supports USB 2.0 High-Speed
- RS-232 or RS-422/485(Combo) Interface: 8 ports
- Maximum Communication Speed: 921.6Kbps
- Display Communication Status through TX/ RX LED
- Auto Toggling: Automatic control I/O of the Bus for RS-422/485
- Slew-rate Limit Control
- 15KV Surge Protection

Multi-8U

Overview

Easily and quickly add additional serial ports to your system through the USB port. The Multi-8/U delivers maximum performance up to 921.6Kbps. It has all the necessary components for the serial communication that the developers do not require additional components to design the product. The USB to Serial Multi-ports support most Windows and Linux operating systems and include 15,000 volt surge suppression eliminating blown ports. There are RS232 and RS422/485 (Combo) models with DE-09 connectors. Simply plug in the USB connector and you have a COM port to connect modems, printers, bar-code scanners or other any serial devices

Power Supply through Pin #9

The Multi-8/U is designed to supply 5 or 12 volt power through pin #9 to power the external device. This function is ideal for connecting low power device such as barcode readers or POS printers, eliminating the need for an external power supply.

Auto Toggling

The Multi-8/U has a built-in hardware feature that performs automatic toggling to prevent devices from sending data at the same time causing a crash. This operation is crucial when multiple devices are connected to prevent electrical collisions that lead to errors and unstable communication.

Slew-Rate Limit Control

The Multi-8/U is equipped with Slew Rate limit control for RS422/485 interface and when enabled it minimizes EMI emissions which may cause data transmission errors. When Slew Rate is used maximum communication speed is 250Kbps. This function is recommended in many medical applications.

Specification

USB Bus Interface

Specification	USB Specification Rev. 2.0 High-Speed
---------------	---------------------------------------

Serial

Interface	RS232, RS422/485 (Combo)
Number of Ports	8
Maximum Speed	921.6Kbps
Signal Lines	RS232: TXD, RXD, DTR, DSR, RTS, CTS, DCD, GND, RI (5V or 12V) RS422: TXD+, TXD-, RXD+, RXD- RS485: TRXD+, TRXD-
Surge Protection	Built-in ESD Protection: ±15KV
Flow Control	RTS/CTS, XON/XOFF
Data Crash Prevention	Auto Toggling

Hardware

Controller	FT4232H
Connector	DE-09P or DE-09S (DB9 Male or Female)

Software

Supported OS	Windows XP / 2003 / Vista / 2008 / 7 / 8 / 2012 (32/64 bit), Linux
Utility	TestView

Operating Environment

Operating Temperature	0 ~ 50 °C
Storing Temperature	-20 ~ 70 °C
Humidity	5 ~ 95% Non-Condensing

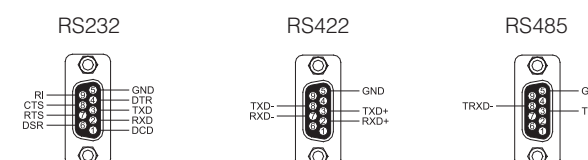
Certifications

KC, CE, FCC

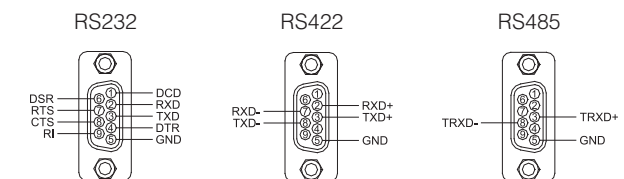
Ordering Information

Multi-084P9MC/232	Multi-8/U DE-09P (DB9 Male) RS232, Driver and Manual CD
Multi-084P9MC/Combo	Multi-8/U DE-09P (DB9 Male) Combo(RS422/RS485), Driver and Manual CD
Multi-084P9FC/232	Multi-8/U DE-09S (DB9 Female) RS232, Driver and Manual CD
Multi-084P9FC/Combo	Multi-8/U DE-09S (DB9 Female) Combo(RS422/RS485), Driver and Manual CD

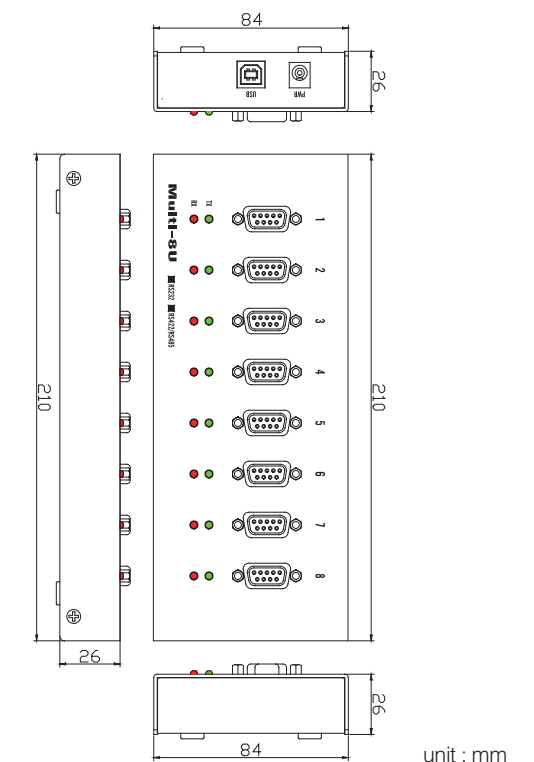
Pin Assignment(DE9 Female)



Pin Assignment(DE9 Male)




Dimension



Sales : marketing@sysbas.com
 Technical Support : www.solvlive.com

uGate-400H

Industrial Grade



» Features

- Supports USB 2.0 High-Speed 480Mbps
- Dual Power Supply: Power Jack, Terminal Block
- DIN Rail Mountable
- Supports 12 ~ 48 VDC External Power Supply
- Bus Power/External Power Selectable
- 5V, 500mA Power Supply to each port when External Power Supply is connected
- Power, Link LED for each USB ports.
- Supports Industrial Grade Temperature: -40 ~ 85°C
- Built-in 400W Surge Protection in 10/1000µs Peak Pulse
- ESD Protection: ±8KV Contact, ±15KV Air

Overview

The uGate-400H is an industrial USB hub supporting USB 2.0 High-Speed 480Mbps. It supports -40 to 85°C operating temperature and equipped with ±15KV ESD level 4 protection circuit to withstand the extreme environment. When an external power supply is connected, each port can provide 500mA power to the USB devices. Wide range of external power can be supplied from 12 to 48 volt

Industrial Grade Operating Temperature

The uGate-400H supports operating temperature from -40 to 85°C (by IEC60068-2-33 temperature cycle) and pass the IEC60068-2-30 temperature and humidity environment test. It provides stable operation in tough environment for industrial use.

Surge Protection

Most of the surge, the rapid increase in electrical current or voltage shock, comes from the power cable. When there are weak surge that occurs often, it will deteriorate the components. The strong surge will break the circuit that will be not be recoverable. Most surge occurs by lightening. It can also be generated by an electrical actuator. The main source of the surge occurrences cannot be eliminated therefore some method of protection is required to prevent this problem. uGate series are equipped with built-in surge protection that will withstand and protect the internal or external device from 400W surge in 10/1000µs peak pulse.

ESD Protection

The ESD (Electrostatic Discharge) occurs by a person or other sources which is cause of the deterioration or destruction of the electronic components. In order to prevent this, uGate series has built-in ESD protection based on IEC 61000-4-2 (ESD Level 4 Protection) to resist electrostatic discharge of ±8KV by contact or ±15KV by air.

Specification

Bus Interface

Specification	USB Specification Rev. 2.0 High-Speed
---------------	---------------------------------------

USB Interface

Upstream Port	1 port USB Type B Female Connector
Downstream Port	4 ports USB Type A Female Connector
Maximum Speed	480Mbps
Protection	Built-in ESD Protection: Contact ±8KV, Air ±15KV

Hardware

LED	Power, Link
Dimensions	68 (W) x 101.2 (L) x 26.7 (H) mm
Weight	160g

Power Supply

Input Voltage	12 ~ 48 VDC
Power Consumption	1.3A at 12VDC

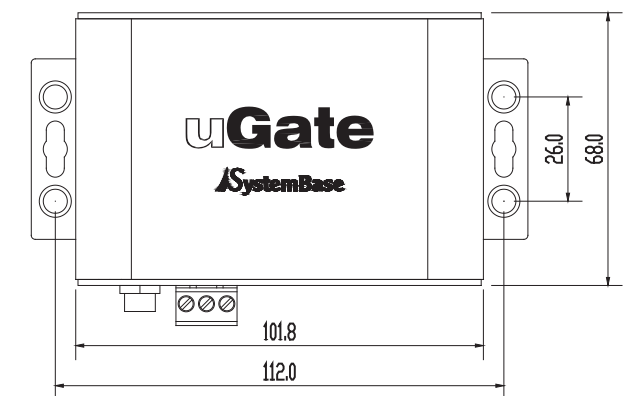
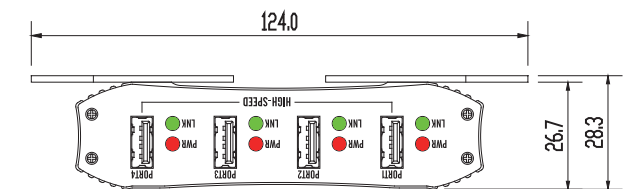
Operating Environment

Operating Temperature	-40 ~ 85 °C
Storing Temperature	-40 ~ 85 °C
Humidity	5 ~ 95% Non-Condensing

Certifications

KC, CE, FCC

Dimension



unit : mm

Ordering Information

uGate-400HI	uGate-400H, Wall Mount Kit, User Manual
-------------	---

uGate-401F

Industrial Grade



» Features

- Supports USB 2.0 Full-Speed 12Mbps
- Dual Power Supply: Power Jack, Terminal Block
- DIN Rail Mountable
- Supports 12 ~ 48 VDC External Power Supply
- Bus Power/External Power Selectable
- 5V, 500mA Power Supply to each port when External Power Supply is connected
- Power, Link LED for each USB ports.
- Supports Industrial Grade Temperature: -40 ~ 85°C
- Built-in 400W Surge Protection in 10/1000µs Peak Pulse
- ESD Protection: ±8KV Contact, ±15KV Air

Overview

The uGate-401F is an industrial USB hub supporting USB 2.0 Full-Speed 12Mbps. It supports -40 to 85°C operating temperature and equipped with ±15KV ESD level 4 protection circuit to withstand the extreme environment. When an external power supply is connected, each port can provide 500mA power to the USB devices. Wide range of external power can be supplied from 12 to 48 volt

Provides Digital Isolation

The uGate F series supports ±5KV digital isolation. This feature replaces existing opto-isolation. It has ±5KV isolation and can protect from ±10KV surge to prevent damages to the devices. The opto-isolation is based on LED, which is has limits regarding current, temperature and product life that can cause inconsistent signal output. The digital isolation was applied to resolve these issues for more stable operation in an environment with constant noises.

Industrial Grade Operating Temperature

The uGate-401F supports operating temperature from -40 to 85°C (by IEC60068-2-33 temperature cycle) and pass the IEC60068-2-30 temperature and humidity environment test. It provides stable operation in tough environment for industrial use.

Surge Protection

Most of the surge, the rapid increase in electrical current or voltage shock, comes from the power cable. When there are weak surge that occurs often, it will deteriorate the

components. The strong surge will break the circuit that will be not be recoverable. Most surge occurs by lightning. It can also be generated by an electrical actuator. The main source of the surge occurrences cannot be eliminated therefore some method of protection is required to prevent this problem. uGate series are equipped with built-in surge protection that will withstand and protect the internal or external device from 400W surge in 10/1000µs peak pulse.

ESD Protection

The ESD (Electrostatic Discharge) occurs by a person or other sources which is cause of the deterioration or destruction of the electronic components. In order to prevent this, uGate series has built-in ESD protection based on IEC 61000-4-2 (ESD Level 4 Protection) to resist electrostatic discharge of ±8KV by contact or ±15KV by air.

Specification

Bus Interface

Specification	USB Specification Rev. 2.0 Full-Speed
---------------	---------------------------------------

USB Interface

Upstream Port	1 port USB Type B Female Connector
Downstream Port	4 ports USB Type A Female Connector
Maximum Speed	12Mbps
Protection	Built-in ESD Protection: Contact ±8KV, Air ±15KV

Power Supply

Input Voltage	12 ~ 48 VDC
Power Consumption	1.5A at 12VDC

Hardware

LED	Power, Link
Dimensions	91 (W) x 101.2 (L) x 26.7 (H) mm
Weight	211g

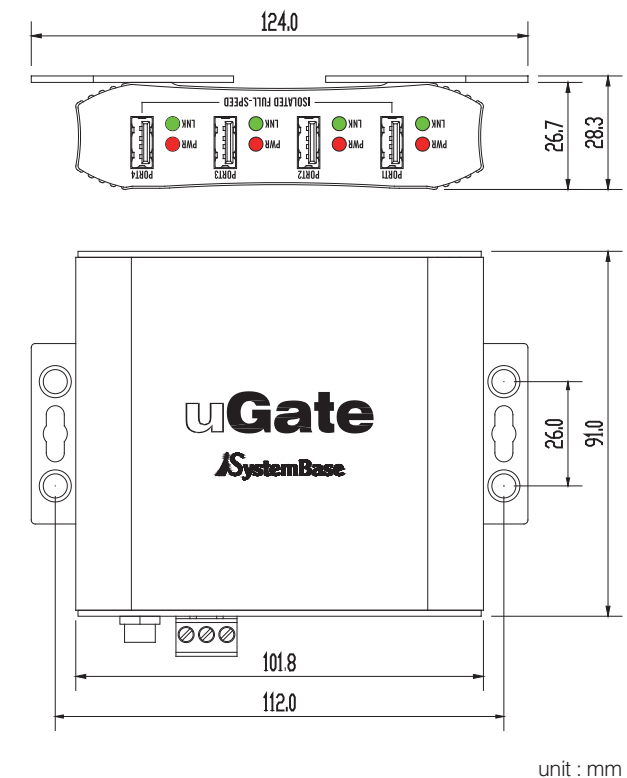
Operating Environment

Operating Temperature	-40 ~ 85 °C
Storing Temperature	-40 ~ 85 °C
Humidity	5 ~ 95% Non-Condensing

Certifications

KC, CE, FCC

Dimension



uGate-700H

Industrial Grade



» Features

- Supports USB 2.0 High-Speed 480Mbps
- Dual Power Supply: Power Jack, Terminal Block
- DIN Rail Mountable
- Supports 12 ~ 48 VDC External Power Supply
- Bus Power/External Power Selectable
- 5V, 500mA Power Supply to each port when External Power Supply is connected
- Power, Link LED for each USB ports.
- Supports Industrial Grade Temperature: -40 ~ 85°C
- Built-in 400W Surge Protection in 10/1000µs Peak Pulse
- ESD Protection: ±8KV Contact, ±15KV Air

uGate-700H

Overview

The uGate-700H is an industrial USB hub supporting USB 2.0 High-Speed 480Mbps. It supports -40 to 85°C operating temperature and equipped with ±15KV ESD level 4 protection circuit to withstand the extreme environment. When an external power supply is connected, each port can provide 500mA power to the USB devices. Wide range of external power can be supplied from 12 to 48 volt

Industrial Grade Operating Temperature

The uGate-700H supports operating temperature from -40 to 85°C (by IEC60068-2-33 temperature cycle) and pass the IEC60068-2-30 temperature and humidity environment test. It provides stable operation in tough environment for industrial use.

Surge Protection

Most of the surge, the rapid increase in electrical current or voltage shock, comes from the power cable. When there are weak surge that occurs often, it will deteriorate the components. The strong surge will break the circuit that will be not recoverable. Most surge occurs by lightening. It can also be generated by an electrical actuator. The main source of the surge occurrences cannot be eliminated therefore some method of protection is required to prevent this problem. uGate series are equipped with built-in surge protection that will withstand and protect the internal or external device from 400W surge in 10/1000µs peak pulse.

ESD Protection

The ESD (Electrostatic Discharge) occurs by a person or other sources which is cause of the deterioration or destruction of the electronic components. In order to prevent this, uGate series has built-in ESD protection based on IEC 61000-4-2 (ESD Level 4 Protection) to resist electrostatic discharge of ±8KV by contact or ±15KV by air.

Specification

Bus Interface

Specification	USB Specification Rev. 2.0 High-Speed
---------------	---------------------------------------

USB Interface

Upstream Port	1 port USB Type B Female Connector
Downstream Port	7 ports USB Type A Female Connector
Maximum Speed	480Mbps
Protection	Built-in ESD Protection: Contact ±8KV, Air ±15KV

Power Supply

Input Voltage	12 ~ 48 VDC
Power Consumption	2.3A at 12VDC

Hardware

LED	Power, Link
Dimensions	98 (W) x 237 (L) x 48.65 (H) mm
Weight	160g

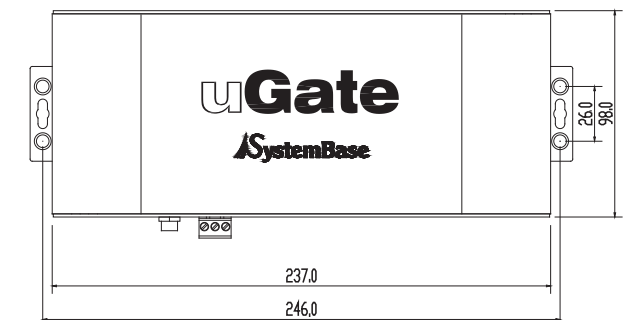
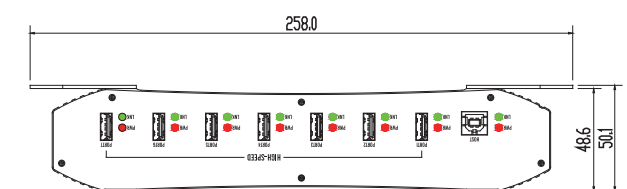
Operating Environment

Operating Temperature	-40 ~ 85 °C
Storing Temperature	-40 ~ 85 °C
Humidity	5 ~ 95% Non-Condensing

Certifications

KC, CE, FCC

Dimension



unit : mm

Ordering Information

uGate-700HI	uGate-700H, Wall Mount Kit, User Manual
-------------	---

uGate-701F

Industrial Grade



» Features

- Supports USB 2.0 Full-Speed 12Mbps
- Dual Power Supply: Power Jack, Terminal Block
- DIN Rail Mountable
- Supports 12 ~ 48 VDC External Power Supply
- Bus Power/External Power Selectable
- 5V, 500mA Power Supply to each port when External Power Supply is connected
- Power, Link LED for each USB ports.
- Supports Industrial Grade Temperature: -40 ~ 85°C
- Built-in 400W Surge Protection in 10/1000µs Peak Pulse
- ESD Protection: ±8KV Contact, ±15KV Air

Overview

The uGate-701F is an industrial USB hub supporting USB 2.0 Full-Speed 12Mbps. It supports -40 to 85°C operating temperature and equipped with ±15KV ESD level 4 protection circuit to withstand the extreme environment. When an external power supply is connected, each port can provide 500mA power to the USB devices. Wide range of external power can be supplied from 12 to 48 volt

Provides Digital Isolation

The uGate F series supports ±5KV digital isolation. This feature replaces existing opto-isolation. It has ±5KV isolation and can protect from ±10KV surge to prevent damages to the devices. The opto-isolation is based on LED, which is has limits regarding current, temperature and product life that can cause inconsistent signal output. The digital isolation was applied to resolve these issues for more stable operation in an environment with constant noises.

Industrial Grade Operating Temperature

The uGate-701F supports operating temperature from -40 to 85°C (by IEC60068-2-33 temperature cycle) and pass the IEC60068-2-30 temperature and humidity environment test. It provides stable operation in tough environment for industrial use.

Surge Protection

Most of the surge, the rapid increase in electrical current or voltage shock, comes from the power cable. When there are weak surge that occurs often, it will deteriorate the

components. The strong surge will break the circuit that will be not be recoverable. Most surge occurs by lightning. It can also be generated by an electrical actuator. The main source of the surge occurrences cannot be eliminated therefore some method of protection is required to prevent this problem. uGate series are equipped with built-in surge protection that will withstand and protect the internal or external device from 400W surge in 10/1000µs peak pulse.

ESD Protection

The ESD (Electrostatic Discharge) occurs by a person or other sources which is cause of the deterioration or destruction of the electronic components. In order to prevent this, uGate series has built-in ESD protection based on IEC 61000-4-2 (ESD Level 4 Protection) to resist electrostatic discharge of ±8KV by contact or ±15KV by air.

Specification

Bus Interface

Specification	USB Specification Rev. 2.0 Full-Speed
---------------	---------------------------------------

USB Interface

Upstream Port	1 port USB Type B Female Connector
Downstream Port	7 ports USB Type A Female Connector
Maximum Speed	12Mbps
Protection	Built-in ESD Protection: Contact ±8KV, Air ±15KV Each Downstream USB Ports: ±5KV Digital Isolation

Power Supply

Input Voltage	12 ~ 48 VDC
Power Consumption	2.5A at 12VDC

Hardware

LED	Power, Link
Dimensions	118 (W) x 237 (L) x 48.65 (H) mm
Weight	788g

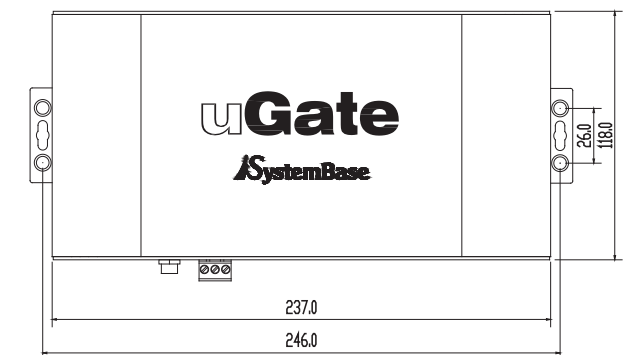
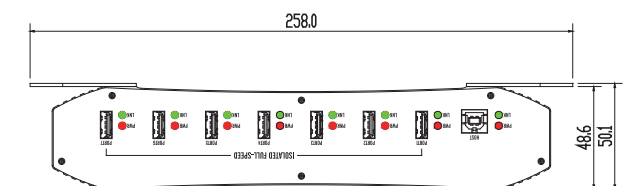
Operating Environment

Operating Temperature	-40 ~ 85 °C
Storing Temperature	-40 ~ 85 °C
Humidity	5 ~ 95% Non-Condensing

Certifications

KC, CE, FCC

Dimension



unit : mm

Ordering Information

uGate-701FI	uGate-701F, Wall Mount Kit, User Manual
-------------	---

uCAN

Industrial Grade

CAN Frame Analyzer



uCAN

» **Features**

- Provides Interface (DLL) for programming uCAN
- Provides uCAN View Utility with CAN Frame Analyzer/Exerciser
- CAN Speed: Maximum 1Mbps
- Supports USB 2.0 High-Speed 480Mbps
- Compatible with CAN 2.0A/B
- Supports Industrial Grade Temperature: -40 ~ 85°C
- Operates by USB Bus Power
- ESD Protection: ±15KV Air
- Communication Status can be check with TX/RX LEDs

Overview

The uCAN can send and receive CAN frame through the CAN Bus connected to the USB port. The DLL file is provided so that the users can write a source code for the uCAN. The uCAN View is provided for the Windows users to analyze CAN frames or use it as an exerciser. The uCAN View provides filtering, sorting, and error counting functions to help the users analyze the CAN frames. The exerciser function allows the users to send CAN frame to other CAN devices. The UI that comes with uCAN View is straightforward that it is convenient to analyze the CAN frame.

uCAN View - Exerciser

The exerciser function creates a CAN frame to send it to other CAN devices. The CAN frames can be set to maximum 4 where it can be set to increment of 1ms and sent at the same time. When user defined CAN frame is received, uCAN will automatically respond to it. It is useful when analyzing remote frames for the CAN devices.

uCAN View - Analyzer

There are two kinds of method of display for the analyzer function in uCAN. First, it will be displayed as the frames were captured. Second, CAN frames will be displayed by IDs. When the first method is used, it is easy to check the CAN frame in order. The second method allows checking frames updated by ID. It also comes with filtering and sorting function to speed up the searching process. The users can set the range of the ID (standard or extended) in the filtering function to find the necessary frames. The sorting function has sort by ascending/descending or by ID, so when it is used with other functions mentioned before, it is easy to find the data frame they want.

uCAN View - Error and Detail View

The TEC (Transmit Error Count), REC (Receive Error Count), and LEC (Last Error Code) can be check with uCAN View. By using these, when the users check the change of error counts, they can easily check the status of the CAN bus. When CAN frame is double clicked in the uCAN View, the frame detail view window will appear to show more information about the CAN frame. This window will show the CAN frame field in each bits for the users requiring detailed information.

Specification

USB Bus Interface

Interface	USB Type A
Specification	USB Specification Rev. 2.0 High-Speed
Cable Length	0.6m

CAN Bus Interface

Interface	DE-09P (DB9 Male)
Communication Port	1
Maximum Speed	1Mbps
Signals	CAN High (pin #7), CAN Low (pin #2)
Protection	Built-in ESD Protection: ±15KV

Hardware

Power Consumption	USB Bus Powered
Dimensions	80 (L) x 40 (W) x 23 (H)
Weight	50g

Software

Utility	uCAN View
Supported OS	Windows XP / 2003 / Vista / 2008 / 7 / 8 / 2012 (32/64 bit)
Functions	Filtering / Sorting / Exerciser / Response Exerciser

Operating Environment

Operating Temperature	-40 ~ 85 °C
Storing Temperature	-40 ~ 85 °C
Humidity	5 ~ 95% Non-Condensing

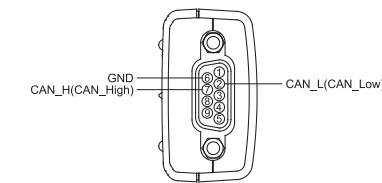
Certifications

KC, CE

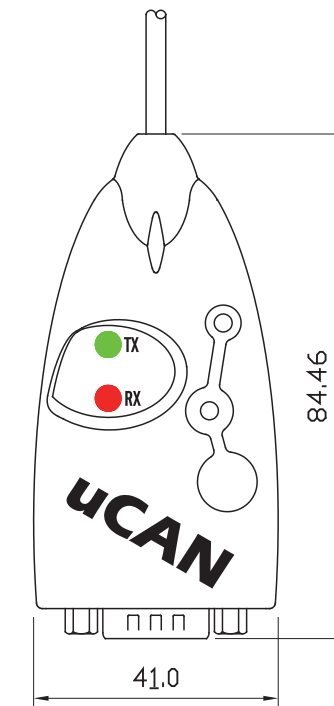
Ordering Information

CS-34DDC	uCAN (CAN Frame Analyzer), CD (uCAN View Software, uCAN DLL, sample source code, manual)
----------	--

Pin Assignment



Dimension



unit : mm

Sales : marketing@sysbas.com
 Technical Support : www.solvlne.com